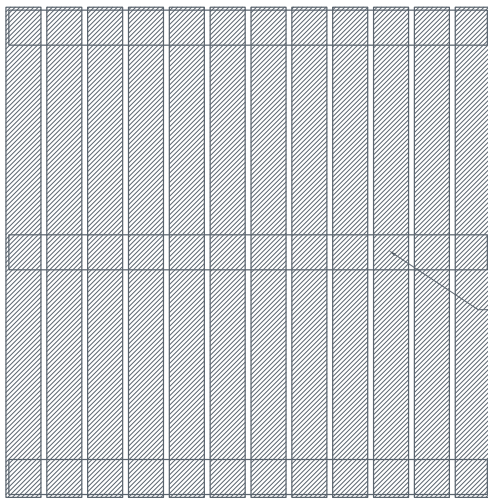


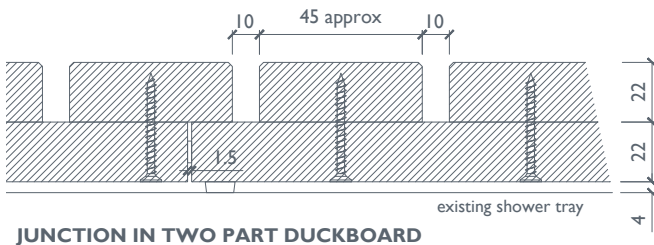
DUCKBOARD

Solid teak duckboard supported on rubber buffers and adjustable feet, designed to be removable to facilitate cleaning. Made to bespoke dimensions.

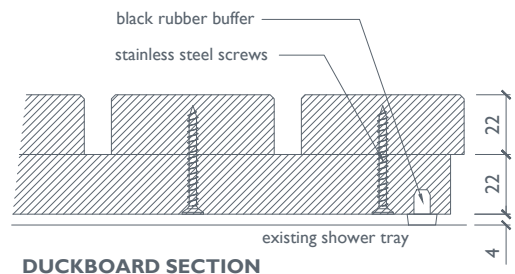
TECHNICAL



Support rails screwed to underside of duckboard slat



JUNCTION IN TWO PART DUCKBOARD



DUCKBOARD SECTION

DATA

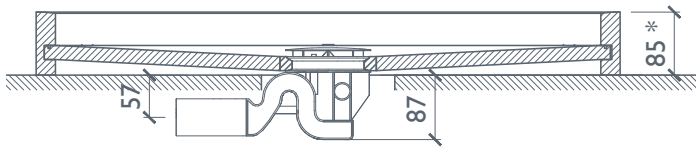
Construction	_____	Solid teak
Finish	_____	Low gloss non-slip marine lacquer or hot washed
Care Instructions	_____	Please follow this link to the finishes and care instructions webpage

Most elements of our products can be made to suit your designs & all can be made to specific sizes. Please get in touch for a quote.

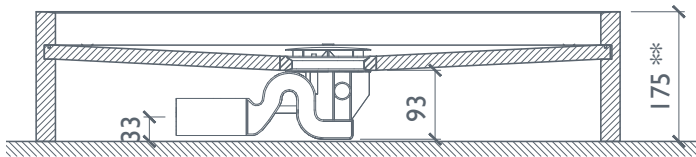
SHOWER TRAY

Teak shower tray. Waste can be set above or below floor level. Made to bespoke dimensions.

TECHNICAL



SECTION SHOWING WASTE SET IN FLOOR (HANS GROVE RAIN DRAIN 90 XXL)
*This is the shallowest shower tray we can make



SECTION SHOWING WASTE ABOVE FLOOR (HANS GROVE RAIN DRAIN 90 XXL)
**This is the minimum tray height for the waste to travel above FFL



DATA

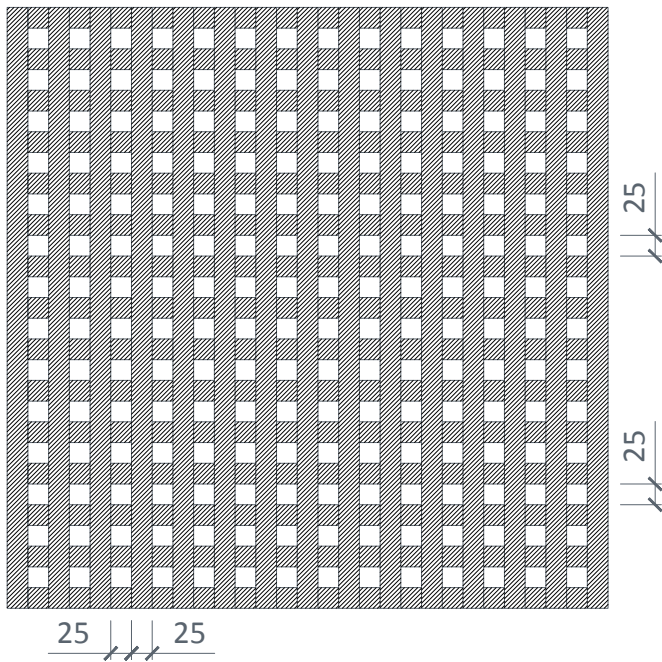
Construction	Constructional teak veneer, agba marine ply
Hardware	Chrome waste and vertical trap
Finish	Low gloss marine lacquer, or hot washed
Care Instructions	Please follow this link to the finishes and care instructions webpage

Most elements of our products can be made to suit your designs & all can be made to specific sizes. Please get in touch for a quote.


SHOWER GRID

Solid teak shower grid, supported on rubber buffers and adjustable feet. Designed to be removable to facilitate cleaning. Made to bespoke dimensions.

TECHNICAL



SECTION THROUGH SHOWER GRID



JUNCTION IN TWO PART GRID

DATA

Construction	Solid teak grid
Finish	Low gloss marine lacquer or hot washed
Care Instructions	Please follow this link to the finishes and care instructions webpage

Most elements of our products can be made to suit your designs & all can be made to specific sizes. Please get in touch for a quote.